



Village of Bloomingdale
Almanac

SPECIAL EDITION

November 2000

Info you should know . . .

This summer we initiated something new with the ALMANAC. We sent out a special issue packed with information about Village services, which we hoped that residents would find helpful. The information last June was pertinent to summer and fall seasons. This issue has information, which we hope residents will find helpful for the winter months. We encourage you to keep this special issue handy throughout the winter. Below you will find a table of contents.

If you have a particular service or program you would like to see highlighted in a future issue, please feel free to contact us at 671-5600.



Village Services personnel are gearing up for winter work

Inside this issue . . .

Winter Weather Warmups	page 2-3
Christmas trees, composting & more	page 4
Leaf collection	page 5
Phone system	page 5
Water mains & sanitary sewers	page 6
Winter water tips	page 7
Police programs	page 8
Household hazardous waste	page 9
Where to pay your water bill	page 9
Refuse & recycling	page 10-11
For your information	page 12

LOOK

inside for
helpful information
and reminders
about Village
programs and services

Get Ready . . . Winter Weather Is Just Around the Corner!!!


With the seasonal snowfall just around the corner, the Village Services Department, Public Works Division, is ready to combat snow and ice on the 118 center lane miles of Village streets, making them safer for motorists.

First and Foremost: Salting Intersections

When a storm begins, day or night, the Village crews are promptly mobilized and begin spreading salt. The Village initially salts all Village streets approximately 100 feet before and after each intersection. The initial salt application mitigates icing conditions, contributing to more effective snow removal operations.

Plowing Priorities

After a 1-inch to 2-inch accumulation of snow, crews begin the snowplow operations according to predetermined snow routes. The routes consist of 4 routes with 8 vehicles (2 separate vehicles handle cul-de-sacs and dead ends) and have been carefully designed to allow for the optimum use of the available snowplowing equipment and personnel. All Village-owned streets will eventually be plowed, but main streets are cleared before side streets, which are cleared before cul-de-sacs and dead ends. The rate at which the streets are cleared depends on many factors including total accumulation, type of snow (wet or powder-like), temperature and volume of traffic on streets during plow operations.



What Are the Village's Parking Regulations When It Snows?


The Village's winter parking ban takes effect after snowfalls of 2 inches or more. The ban applies to all vehicles on any Village-owned street and is in effect for a period of 24 hours or until the streets have been cleared of snow.



Residents can assist Village crews in the snow removal efforts by parking vehicles in driveways or other off-street parking areas.

What If a Snowplow Damages My Mailbox?

The Village will replace and/or reimburse a resident up to \$35.00 for a mailbox and post which is damaged as a result of the Village snowplow operations, provided the mailbox is installed per Village setback requirements. If you have questions as to whether or not your mailbox is in compliance with Village requirements, you may contact the Street Division of the Village Services Department or the Public Works Division at 671-5800.



Why Does My Driveway Sometimes Get "Plowed In" When a Snowplow Truck Passes?

The Village snowplows are designed to direct the snow to the curb side of the plow blade. "Side delivery plows" are the fastest and most efficient means available to remove snowfall from the streets. As a result, snow is discharged along the length of the curb, the parkways, and the private driveway areas. The Village has thousands of private driveways abutting Village streets, the cleaning of which is the responsibility of the property owner.



Manpower and equipment limitations prohibit the Village from responding to routine requests to remove snow from private driveways. Therefore, we strongly recommend you delay your schedule for clearing the driveway until the snowplows have cleaned the majority of your street.

THE VILLAGE ORDINANCES PROHIBIT THE DISCHARGE OF SNOW ONTO THE VILLAGE STREETS. This illegally placed snow may freeze or become compacted, creating a safety hazard for all motorists.

Who Do I Call With Questions About Snow Removal Operations?

Questions regarding snow removal should be directed to the Village Services Department - Public Works Maintenance Division Superintendent at 671-5800.

Winter Weather Reminders

Use extra caution when driving through intersections following a heavy snowfall. Snow is piled on cross streets when intersections are plowed. Until crews have had their final pass to completely clear the intersection, the snow piles along the curb lane may hinder visibility.

Please do not attempt to stop the snowplow operators to discuss questions or problems. Such interruptions slow crews and reduce the speed of the truck and the efficiency of the snow removal operations.

Drivers are instructed not to stop to talk to residents.

If it is still snowing, or if snow is anticipated on the evening before garbage pick-up day, we ask that you delay putting out your garbage for as long as possible. This will eliminate the problem of garbage containers being covered by snow that is pushed against the curb by the plows. Place garbage containers on the driveway or as close to the driveway as possible to give refuse collectors room to pick them up.

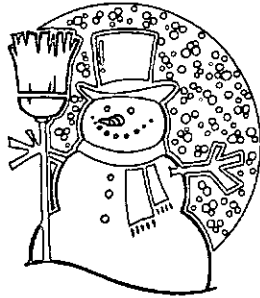
Ornamental rocks and planters can create a hazard for snowplow drivers.

Ornamental rocks along the curb or next to the pavement on non-curb streets present a serious safety hazard to the snow removal equipment. **If you use rocks or planters for landscape beautification, please be sure that they are a minimum of three feet in back of the curb or pavement on non-curb streets.** If these obstacles are not removed by the homeowner, the Village will remove them, if deemed necessary, for safe snow removal operations.

Help keep fire hydrants visible. For the convenience of firefighters - if an emergency should occur (maybe at your address), dig a path to the fire hydrant in front of your house **from the street.** Dig out around the fire hydrant too. If firefighters can see a hydrant, they can get to it more quickly. Better yet, adopt a hydrant near your home and see that it is accessible.

Motorists - Stay Back Three Car Lengths. Do not follow snowplows too closely. Sometimes they stop and then back up. If you're right behind one when that happens, well . . .

Give snow plows plenty of space. Also, remember driving on slick wintertime pavements is dangerous, even if they've been plowed. Take more time to get where you're going, begin slowing for stops sooner and, for heaven's sake, don't drink and then try to drive.



Winter Phone Numbers

Village of Bloomingdale

Snow Phone 671-5800

Call this number to report a problem. We regret that it is not possible to advise exactly when your particular street will be plowed.

Village of Bloomingdale

Police Department -

Non-Emergency 529-9868

Call this number for non-emergency general information.

Bloomingdale Fire District -

Emergency 911

Illinois Department of

Transportation Information Line

312-DOT-INFO

(312-368-4636)

Call this number for information on State roads (i.e., Lake Street)

Division of Transportation -

DuPage County . . . 630-682-7321


Call this number for information on DuPage County Roads (i.e., Army Trail Road, Bloomingdale Road, Gary Avenue, Schmale Road)

Illinois Tollway Roadway

Information Line . . . 800-861-5394

Call this number for tollway information including problems with fog, snow, ice, high winds and trailer bans. The information is updated every four hours, or more often if weather conditions warrant.

Weather Information . . . 630-976-1212



Winter News From the Forestry Division

Enjoy a Real Christmas Tree

If your family is among the 36 million that will purchase a real Christmas tree this year, you can do so with a clear conscience that the tradition is both environmentally correct and even patriotic. According to the National

Christmas Tree Association, 90 percent of all Christmas trees are grown on some 15,000 plantations, many of which are family operations. These tree farms are found in all 50 states and employ 100,000 people full or part-time.

Artificial trees, which are non-recyclable when discarded, are manufactured mostly in Asia, and are usually made of synthetic material made from non-renewable resources. Also, for each real Christmas tree harvested, two or three seedlings are planted in its place. Since young trees in their rapid growth years have a high rate of photosynthesis, just one acre of Christmas trees produces the daily oxygen requirement for 18 people. With approximately one million acres dedicated to Christmas tree production in the U.S., this translates to oxygen for 18 million people every day.

Preparing Plants for Winter

Drying Winds

Many plants, especially evergreens which retain their leaves all winter, are susceptible to desiccation from cold, dry winds, and sun. Desiccation injury occurs when plants lose water through their leaves faster than their roots can absorb it.

➔ Water all plants well until the ground freezes. This is especially important because

once the ground freezes, plants are no longer able to absorb water.

➔ Construct a screen from burlap to protect exposed plants from drying winds.

➔ Apply anti-desiccant sprays in November or December and again in January or February when the temperature is above 40 degrees to slow water loss.

Ice and Snow

➔ Gently brush or shake heavy, wet snow from the branches of small trees and shrubs. Do not attempt to remove ice or frozen snow. This may cause more damage to the plant.

➔ Protect multi-stemmed evergreens, such as arborvitae, junipers, and yews, from winter storm damage by tying trunks together with old nylons or soft cotton rope. Remove the ties in the spring!

➔ Avoid using large amounts of de-icing salts around plants along sidewalks and driveways.

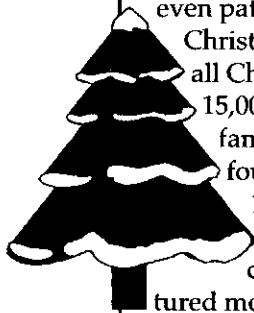

Composting: How & What

Composting is an alternate method of managing landscape waste. Compost is decomposed organic matter that turns into a rich, dark soil. It is rich in nutrients and your plants will love it!

Residents interested in learning how to set up and maintain a compost bin are invited to contact the DuPage County Solid Waste Education Center at 630-545-9710. Office hours are 9 a.m. to 5 p.m., Monday through Friday.

Why bag and dispose of yard waste when it can be easily composted?


The combination of air, water, microbes (bacteria, fungi), insects, worms, and organic waste material (grass, leaves, kitchen scraps) helps decompose raw waste into a unique mixture of organic matter called HUMUS. Humus, rich in nutrients, is a moist, sweet-smelling substance. When added to soil, it contributes greatly to the overall texture, fertility and water-holding capacity of the soil. Fully developed humus becomes COMPOST, which is a loose, dark, nutrient abundant matter resulting from fully decomposed organic material. Simply put, it's nature's fertilizer!



Enjoy Your Christmas Tree . . . Then Recycle It At the Curb

During the month of January, Browning Ferris Inc., the Village refuse hauler, will pick up Christmas trees on your regular scheduled refuse pick-up day - Thursdays, January 4th and 11th, 2001, and on Fridays, January 5th and 12th, 2001.

Residents are requested to position their Christmas trees cut end toward the curb for easy loading. Browning Ferris Inc. will dispose of the Christmas trees.



Leaf Collection: Leave Them at The Curb in Bags or Cans

The Village does not provide leaf pick-up services. Blowing or raking leaves into the street is a violation of the Comprehensive Code of Village of Bloomingdale – Chapter 9 Section 142.

Browning Ferris Industries (BFI) will pick up leaves and other yard waste on regular trash pick-up days from *April 1st through November 30th*. Leaves must be placed in biodegradable paper bags or cans (with handles), each affixed with a yard waste sticker (\$1.26 per sticker). Weight limit of each bag or can is 50 pounds.

Brush must be no longer than 4 feet in length; the largest branch must be no more than four inches in diameter. Brush must be bundled in bundles weighing no more than 50 lbs. and have a yard waste sticker attached to ensure pickup.

Yard waste stickers are available at the Village Hall or at the following local businesses:

Dominick's
Jewel/Osco
Sears Hardware
Bloomingdale Pharmacy

Stickers can also be purchased directly from BFI by calling (847) 429-7370.



New Phone System to Better Serve Your Needs

The Village has a new phone system designed to make it easier for callers to reach the right department more quickly. The following are direct numbers for various departments.

671-5600 Mayor's Office	671-5676 Engineering
671-5610 Administration	671-5660 Building & Zoning
671-5630 Finance	671-5800 Public Works Maintenance
General Finance	Street Repair
Accounts Receivable	Snow Plowing
Accounts Payable	671-5803 Forestry
671-5650 Water Billing	671-5830 Public Works Utilities
671-5690 Village Services Dept. Adm.	671-5850 Water Reclamation Facility

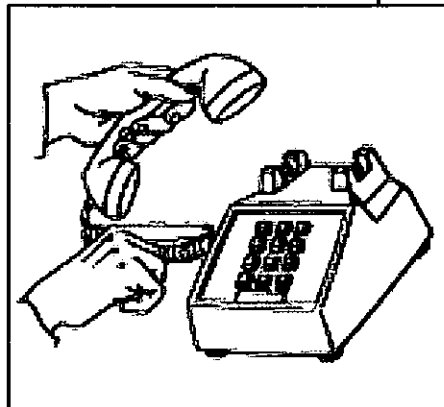
The 893-7000 number is still operational and will give you the extensions for individual employees if you know who you are trying to reach.

The Police Department non-emergency number remains 529-9868.

Email address:
Village.bloomingdale@worldnet.att.net


Homepage:
<http://www.xnet.com/'bdale>

AT&T cable TV Bloomingdale information channel:
Channel 15



Winter Water Main Breaks

Winter is typically a busy time of year for our crews. Water main breaks occur year round, but are more frequent in the winter months. "Water main break" is a term frequently used to describe a variety of underground pipeline failures.



The Village water distribution infrastructure consists of approximately 122 miles of water mains, 1750 fire hydrants, 6,000 b-boxes, and 1500 valves to maintain and repair. These are generally located in the parkway in front of your home or in rear yard easements. Most water main breaks are easy to detect as the ground above the leak will swell and a constant flow of water will run out.

Repairs are typically scheduled by the severity of the leak with priority given to the safety of the water supply, potential for damage, and inconvenience to the affected customers. The time required to make repairs will vary due to conditions, such as weather, and conflicts with other utilities. To make a repair, the crew has to shut off the water main. Water is generally off 4 to 6 hours for the average repair. The crews typically knock on the doors of the homes of residents affected by the shut down, unless it's late at night. Once the water is turned back on, it may be discolored. This discoloration is generally due to mineral sediments in the water main which are disturbed by the repairs. This will settle in a short period time. Unless you are specifically notified, the water remains potable (safe to drink).

To report a water main break please call the Village Services – Utilities Division at 671-5830 during normal business hours, Monday through Friday 7:30 am to 4:00pm. After hours, the on-call person can be reached by calling the Police Department's non-emergency number at 529-9868.

Sanitary Sewers: We're Keepin' 'em Clean and Flowing!

During the winter and spring months the Village Services – Utilities Division has several maintenance projects that occur throughout the system. Programs to be completed are as follows.

Sewer Televising program

This program is performed by contractual assistance. The program consists of the high pressure cleaning and closed circuit televising of approximately 40,000 feet of sewer main lines. The benefit of this program is that it provides us with the current condition of the sewer main. We use the information to establish maintenance, repair, and rehabilitation need of each individual sewer mainline.

Sanitary Mainline and Manhole Rehabilitation

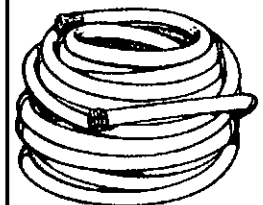


This program provides for the rehabilitation of sanitary sewer mainlines and manholes. This year we will reline approximately 2,000 feet of sanitary sewer mainline and 100 sanitary sewer manholes. A contractor using trenchless technologies (meaning it requires no excavation), will perform the work. This not only saves money, but limits inconvenience to the residents while restoring the condition of the infrastructure.



Winter Water Tips

With winter right around the corner, we thought a few tips about your water might be helpful.

- Our water comes from Lake Michigan, so seasonal variations in water temperature exist. As the water gets colder, you may consider turning up your hot water heater setting. However, make sure you let everyone in your house know you have done so because we all know where we like to turn the faucet controls to get the proper temperature setting for bathing or showering. This will prevent anyone from accidentally jumping into a scalding hot shower, as well as saving water.
- Turn off any outside hose bibs. Most recently-constructed homes have frost free hose bibs, so there is no need to worry about this. However, if your home has older plumbing you may need to shut off the hose bib. Typically, there is a valve located inside the house near the hose bib location which isolates the hose bib. Remember to disconnect all hoses from all hose bibs to prevent freezing.
- Underground lawn sprinkler systems need to be disconnected and properly drained. Since, there are many different types of systems, we suggest you contact the company that installed your system or check the manual provided with the system for the proper method of winterizing your system.
- Extreme cold weather can cause pipes to freeze. The Village's water lines are generally located at least 5 feet below ground to prevent freezing. Take some time before the cold weather to get to know the location of your water pipes. For example, water pipes in an outside wall are more susceptible to freezing than pipes located in interior walls. During the extreme cold weather, letting a faucet drip or run very slowly, will help prevent freezing. A properly heated home should help prevent freezing problems.
- Know where your water shut off valve is and how it works. The master valve is located by the inside water meter. Typically there are two valves, one on each side of the water meter. Either of these will shut off the water to your home. To shut off the water, turn the valve slowly to the right until it stops. Do not force the valve past that point. The Village has a shut off valve, commonly called a b-box, located outside your home. If you are unable to shut off your water from your master valve, call the Village Services – Utilities Division at 671-5830 on Monday through Friday 7:30 am till 4:00 pm. After hours, our on-call person can be reached by calling the Police Department's non-emergency number at 529-9868.



Winterizing Underground Irrigation Systems

Now is a good time to consider winterizing your underground irrigation system if you haven't done so already. Frost levels drop well below the installation depth of normal irrigation systems in this area. Broken irrigation lines can be costly to repair and water loss can be substantial if valves feeding the irrigation system are not shut off. Draining the system can protect against damage, as well as additional charges on your water bill if the system is not winterized. The Village Services – Utilities Division has responded to a number of these broken systems, usually having to shut the water off at the buffalo box (b-box), when residents are not home. This is usually necessary to protect the roadways and sidewalks from icing where injuries may result from accidents. If you are responsible for a homeowner association system and the irrigation meters are in a outside vault or manhole, please contact the Village Services Department – Utilities Division at 671-5830 to determine if the irrigation meter should be removed in order to protect it from damage.

Questions regarding the maintenance and winterizing of your irrigation system should be directed to a plumber or your irrigation system installer. Proper maintenance can protect your investment and keep your system working properly year after year.



Bloomingtondale Police Department Committed to Community Policing



Neighborhood Watch Program

The continually expanding Neighborhood Watch Program is a cooperative effort between the Police Department and residents to help prevent burglary, vandalism, and other neighborhood crimes. **Business Watch** is a similar program which has been implemented with the same goals for the business community.

The Citizen Police Academy

In existence for over 10 years, this 10 week program is offered to residents and business people twice a year. The topics are presented by our own professional police officers who are specialists in each area. The course covers topics, such as: ♦ Search and Seizure

- ♦ Auto Theft ♦ Accident Investigation ♦ Crime Scene Processing ♦ Self Defense
- ♦ Use of Force ♦ DUI Enforcement ♦ Rape Awareness ♦ Radar Enforcement
- ♦ Interrogation ♦ Juvenile Law ♦ Street Gangs ♦ Cults



Citizens Police Academy II

This course is a continuation of Citizen's Police Academy and is a six week program. It provides residents with a further glimpse into additional elements of law enforcement. Topics addressed include personal safety, internet crimes, scams, seatbelt safety, team building and tours of the DuPage Crime Lab and Sheriff's Department. The next session begins February 1, 2001.



Street Smart Senior Program

The purpose of this six week program is to educate senior citizens about police procedures, to promote and encourage safety practices, to create awareness in order to reduce victimization, as well as to enhance the police department's understanding of our senior residents daily concerns. Topics covered include diversion thefts, confidence crimes, gang and drug awareness, communications, family violence, elder abuse, victim assistance programs, home / vehicle / personal / fire safety. Individuals applying for the Street Smart Senior program must be at least 60 years of age.

Street Smart Seniors II

This four week follow-up program to the Street Smart Senior Program addresses nutrition and fitness, computer / internet safety, legal issues and independent living, assisted living and nursing home facilities.

Drug Abuse Resistance Program (D.A.R.E.)

The DARE program is conducted in the fifth grade of all Bloomingtondale schools. The program is supplemented by extensive youth programs dealing with a multitude of topics geared toward audiences ranging from pre-schoolers to high school students.

Peer Jury

The Peer Jury program operates under the direction of the Bloomingtondale Police Department. It offers an alternative to a court appearance to first time, non-violent offenders under the age of 17. Young jurors (ages 13-17) listen to the facts of the case, then determine a consequence of community service and a written paper related to the nature of the offense.

For information on these Police Department programs, call Detective Dawn Odoi at 529-9868.

Household Hazardous Waste: How & Where To Dispose of Items That Pollute the Environment


Household Hazardous Waste is discarded consumer products with flammable, toxic, corrosive or reactive ingredients. Examples of Household Hazardous Waste are automotive fluids, fluorescent ballasts and bulbs, household batteries, lead acid batteries, motor oil, paint, pesticides, poisons, propane cylinders/tanks, solvents, and thermostats.

These items need to be disposed of in an environmentally safe manner. Although there are some mobile HHW sites set up throughout DuPage County from time to time, there is a permanent site operated by the City of Naperville. This facility is located at the Naperville Fire Station No. 4, 1971 Brookdale Road (just off Route 59). The Naperville facility is open on Saturdays and Sundays from 9 a.m. to 3 p.m., except on holidays.

There are a couple of additional options for excess latex paint. Completely dried out latex paint can be discarded (lid removed) with your regular waste. Usable latex paint can be taken to J.C. Licht, 130 E. Army Trail Road, in Glendale Heights. There is a charge of \$2 per container. Licht is one of the paint stores which will re-mix and sell recycled paint. For more information call the store at 351-5700.

Car batteries and tires can also be recycled at National Tire & Battery, 88 Stratford Drive in Bloomingdale. There is no charge for batteries; \$1.50 per car, light truck and large truck tire. All tires must be off the rim. Call 351-8885 for more information.

For more information on HHW recycling, upcoming mobile collection events, or to ask questions regarding the recycling of a certain type of hazardous waste, call the DuPage HHW Hotline at 510-2810 or the County's Solid Waste Department at 682-7373.



Your Water Bill: Where to Pay It, How to Discontinue Service

PLEASE NOTE: Bank One is **no longer** accepting Village of Bloomingdale water bills payments. Payments can be made in person at the Village Hall - or mailed in. Pre-addressed envelopes for mailing of water bills are available at no charge from the Village Hall.

If you are planning to move, don't forget to call the Water Billing Department at 671-5650 to stop your water service. Arrangements can be made for a final bill. Please have the following information when you call:


- ✓ your name
- ✓ new address
- ✓ telephone number
- ✓ if available, most recent meter read and the name of the new resident

Street Light or Traffic Signal Out?

If you notice a streetlight or traffic signal that is malfunctioning, please call Village Services immediately at 671-5690.

If you notice a street or traffic sign that is damaged, please call Public Works Maintenance - Streets at 671-5800.

After hours or on weekends or holidays, call the Police Department at 529-9868.





Have your refuse and recyclables at the curb by 6:00 am on your pickup day

Refuse & Recycling Reminders

The Village of Bloomingdale is served by Browning-Ferris Industries (BFI) as its refuse and recycling hauler. BFI provides our single family home curbside collection. Following you will find important information regarding their services.

Collection days & prices

Depending on your location within the Village, garbage collection will be either on Thursday or Friday. Single Family households with curbside pickup are currently billed \$11.49 per month for refuse and recycling pickup. Senior Citizens 65+ are eligible for a 50% discounted rate. To be eligible for the Senior citizen discount, senior residents must provide BFI with a photo ID and proof of Bloomingdale residency. Rates are subject to change on December 1, 2000 by no more than the Chicagoland Area CPI.

Holiday Schedule:

Collection **IS NOT** provided on the following holidays:



New Year's Day
Memorial Day
Independence Day
Labor Day
Thanksgiving
Christmas



On Holiday weeks, collection will be provided one day late on that week only.

Refuse

Must be placed at the curb prior to 6:00 a.m. on the day of your pick up. However, garbage containers and refuse may not be set out earlier than 6 p.m. the night before collection. Unlimited amounts of household waste will be collected, in bags not exceeding 33 gallons in size or 50 pounds in weight.

Yard Waste

See details on page 5.

Toter Service

BFI offers an optional toter service to Bloomingdale residents. Toter service provides a clean, attractive container for storage of waste. Toters are completely enclosed with an attached lid to prevent odor problems and keep unwanted pests out of your trash.

Toters are available in 60 or 90 gallon sizes, A 60 gallon toter holds about 2 bags or cans of waste and costs an additional \$1.54 per month. A 90 gallon toter holds about 3 bags or cans of waste and costs an additional \$2.27 per month.



Other Information

Appliances will be picked up on your usual collection day at no additional cost. Call BFI at 847-429-7370 to arrange for service.

Free estimates are available for construction-type material. Call BFI at 847-429-7370 the day before your scheduled pickup to arrange an estimate.

Recycling

Recyclable materials are picked up by a separate truck on the same day as your refuse pick up. Please make sure all items are free of food debris. See the next page for recyclable items.



Refuse & Recycling Reminders *(continued)*

Paper Products

Please group paper products together bundled next to your bin or put into brown paper shopping bags.

Newspaper - includes supplements and inserts

Corrugated cardboard - must be cut into 2'x2' pieces and flattened. Because of limited space on the recycling trucks, no whole boxes will be accepted.

Mixed paper - notebook paper, computer paper, fliers, file folders and window envelopes

Magazines - all glossy magazines and catalogs


Paper Bags - only brown paper "Kraft" bags

Phone Books - all colors

Paperboard - brown or gray chipboard or boxboard such as cereal and dry food boxes, clothing and shoe boxes, tissue and paper towel cores. No plastic inserts, wrappers, or liners.

Wet strength stock - paperboard soda and beer boxes

Frozen Food Packages - no plastic wrappers, windows or liners



Non-Paper Products

Aluminum, steel and tin cans - less than 1 gallon size that have contained food or beverage. Aerosol cans are acceptable if completely empty. Steel paint cans are acceptable if they are clean with lids removed. Other steel items are not acceptable.

Aluminum foil and containers - formed containers such as pie plates and baking trays, please rinse clean. No "scrap" aluminum.

Aseptic packaging - Juice boxes, milk and juice cartons. Please rinse clean.

Glass bottles and jars - that have contained food or beverage. Other types of glass such as windows, light bulbs, dishes, etc., are not acceptable.

#1 through #5 plastic containers - bottles, jars and containers identified with a #1 - #5 numbers that were not used for chemicals or automotive products.

#6 polystyrene containers - plates, cups, containers, egg cartons, and thin packing sheet material.


Six and Twelve Pack Rings - loop style and solid top carriers



Additional recycle containers can be purchased through BFI. Square containers are \$5.50 each; round containers are \$7.50. Call BFI at 847-429-7370.

The following are exclusions:

- Packing "peanuts", plastic silverware, Styrofoam blocks are NOT acceptable.
- NO plastic bags of any kind are acceptable.
- Any container used for chemicals, automotive products or pesticides CANNOT be accepted.



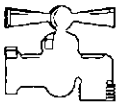
Village of Bloomingdale
201 S. Bloomingdale Road
Bloomingdale, Illinois 60108

BULK RATE
U.S. POSTAGE
PAID
Bloomingdale, IL
60108
Permit No. # 16

**POSTAL PATRON LOCAL
BLOOMINGDALE, ILLINOIS 60108**

For Your Information . . .

Water and Sewer Services



New residents must apply at the Village Hall for water and sewer services. An application fee of \$5 and a refundable security deposit of \$25 must accompany the application.

Vehicle License Fee

All motor vehicle owners who reside within the Village are required to pay a license fee for the use of the vehicle on Village streets. Residents 65 years of age and older may receive one village license free of charge. Proof of age and vehicle registration is required.

Dog License Fee

Residents must furnish a certificate of inoculation against rabies, the name and address of the issuer of the certificate of inoculation, and the date of inoculation as well as the name, address, and phone number of the owner of the dog, sex and breed of the dog, and any other information that may be required. Upon payment of an annual fee of \$3, a license shall be issued by the Village Clerk.



Parking Regulations

No Parking
NO PARKING is permitted on any Village street between the hours of 2 a.m. and 5 a.m. If you find it necessary to park on a Village street during these hours, contact the Bloomingdale Police Department.

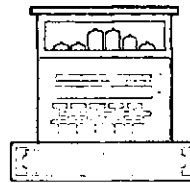
After an accumulation of 2 or more inches of snow, NO parking will be allowed on any Village street until snow removal is completed.

Signs

Signs may not be placed along roadways, on parkways, median strips, or on any Village properties. Signs which are found in violation of this ordinance will be removed and violators could be cited.




Business Licenses



All businesses are required by Ordinance to have a license. Applications are available at the Village Hall. They must be approved by the Village Administrator and are issued annually on May 1st. Call the Building & Zoning Division at 671-5660 for information.

Voter Registration

Any resident qualified to vote may register at the Village Hall or at the Bloomingdale Public Library during regular office hours. Absentee voting for Bloomingdale residents is available at the Village Hall for approximately 3 weeks before an election. Call 671-5610 for more information.

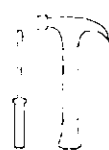


Vandalism-Responsible for Minors

Parents or guardians may be fined up to \$500 for acts of vandalism committed by children in their custody.

Curfew

Minors under the age of 17 years and not accompanied by an adult must abide by the curfew hours in the Village. The daily curfew hour is 11 p.m. and 12 a.m. (midnight) Friday and Saturday



Building Permit

To avoid construction delays, contact the Building and Zoning Division prior to new construction, alterations, fencing, swimming pools, storage sheds, etc.

Solicitors

The Village does not endorse any solicitors. "No Solicitors Invited" door stickers are available at the Village Hall upon request. Solicitors are required to register at the Police Department. Upon registering they will receive an identification card.

