

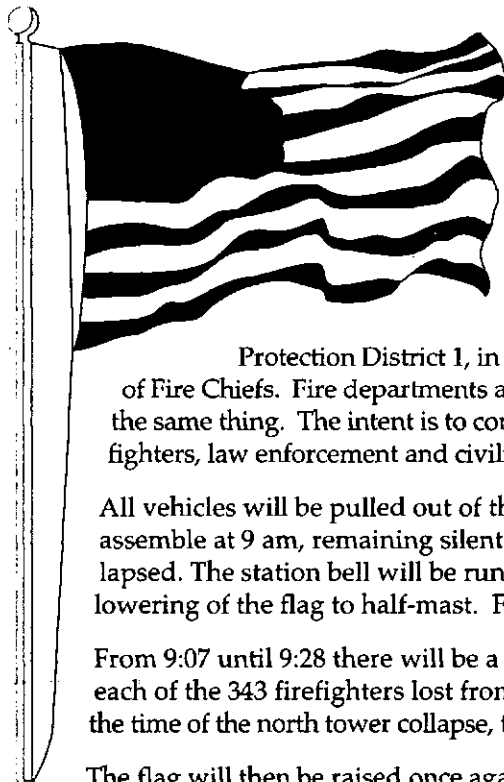
Fall hydrant flushing Schedule, see page 5



Village of Bloomingdale Almanac

SPECIAL EDITION

Fall 2002



Salute to Firefighters, Candlelight Vigil to Mark 9-11 Anniversary

In observance of the first anniversary of the tragedies of September 11, 2001, two observances are being planned in Bloomingdale.

The first is being held by Bloomingdale Fire Protection District 1, in cooperation with the International Association of Fire Chiefs. Fire departments across the nation will be simultaneously doing the same thing. The intent is to conduct a single nationwide salute to fallen firefighters, law enforcement and civilians alike.

All vehicles will be pulled out of the fire station. The department members will assemble at 9 am, remaining silent until 9:05 a.m., the time the south tower collapsed. The station bell will be rung five chimes three times, followed by the lowering of the flag to half-mast. Five bells is the most serious fire alarm.

From 9:07 until 9:28 there will be a short service including reading the names of each of the 343 firefighters lost from the New York City Fire Department. At 9:28, the time of the north tower collapse, the five bells will be rung again three times.

The flag will then be raised once again and the firehouse will be opened to the public. While there is a great sadness in the losses suffered on 9/11, marking the anniversary provides us with the opportunity to recognize the many instances of heroism, bravery and generosity we Americans have witnessed since. The Fire Department encourages residents and business people to attend this morning commemoration.

There will also be another ceremony later in the evening. The Bloomingdale Fire Protection District, Police Department, Library, Village and Park District have come together to plan a special evening to honor and remember the victims and the heroes of September 11th.

The Candlelight Vigil Remembrance will begin at 7:30 p.m. at Old Town Park, Franklin and Third Streets. The candlelight vigil will serve, not only as a remembrance, but also as a celebration of our freedom.

The hour-long event will include comments from Mayor Bob Iden, Police Chief Gary Schira and Fire Chief Tim Marrocco. There will be a musical group performing patriotic music.

Please bring the family to join our community observance. Everyone in attendance will get a small American flag, as well as a candle for the candlelighting ceremony. Although we are commemorating a sad occasion, the emphasis will be on coming together to honor the heroes, reflect on the gift of freedom in this country, and celebrate our hopes for the future.

Forestry Division

Fall Branch Pickup Program Begins September 30

The Bloomingdale Public Works' Forestry Division will be conducting its Fall Branch Collection Program beginning on September 30, 2002. Large branches downed by storms will also be picked up. Small branches and twigs downed during storms should be bagged for BFI pick-up. For storm damage pick-up, please contact Helen Price at 630-671-5800 (or e-mail to priceh@vil.bloomington.il.us) **within 72 hours of storm for scheduling.**

The branch collection program is available to single family detached residences within the Village of Bloomingdale only. Residents of townhomes should contact their association regarding branch collection.


The following information shall assist residents regarding branch collection procedures:

Branches must be out ***by 7 a.m. on the first day the pick-up is to begin*** for the section. Please Note: ***Our crew will be making only one pass down each block and will not return.*** Branches should not be placed on the parkway more than 10 days before the scheduled beginning pick-up date for the section.

Woody branches up to six inches in diameter and up to twenty feet in length are the only items that will be picked up. Long lengths are favored. Do not reduce the length for our benefit. Any branches exceeding six inches in trunk diameter will not be picked up. Our chipper is designed to chip woody limbs and branches. The equipment will not grind small twigs, vines or other non-woody yard waste. ***Leaves, vines, small (under 1/2 inch in diameter) flexible willow stems, herbaceous plants and weeds will not be picked up*** because the soft material clogs and damages our equipment. ***If it is baggable, it is yard waste.***

All branches should be placed at the curb or pavement edge and should be ***stacked in an orderly fashion*** with the cut or larger end towards the pavement. Small branches may be bundled with string. **PLEASE NOTE** - branches left out in a ***tangled mess will not be picked up*** due to time required for our crew to sort for loading.

Branches with spikes, hooks or other metal objects will not be picked up. ***Stumps, roots, root balls, wooden fence and construction lumber also will not be picked up.***

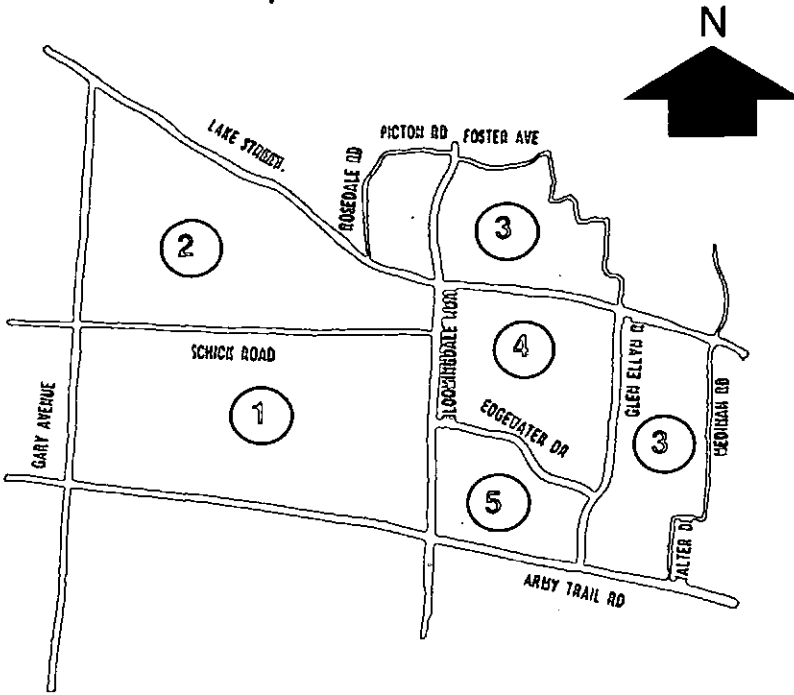


Please do not conceal thorny tree branches inside piles. These require special care as to not cause injuries to our workers.

Small twigs, leaves and other yard waste may be placed in bags with tags for Browning - Ferris Industries pick-up (our refuse hauler). B.F.I. yard waste pick-ups begin April 1st and continue through November 30th. Questions concerning B.F.I. yard waste pick-ups should be directed to 847-429-7370.

Your cooperation is greatly appreciated and will ensure a successful program. For further information, please call Helen Price at 671-5800.

Please Clip & Save



SECTION ONE:

Pick-up begins September 30, 2002

Area bounded by Army Trail Road on the south, Old Gary Avenue on the west, Schick Road on the north, and Bloomingdale Road on the east.

SECTION TWO:

Pick-up begins October 7, 2002

Area bounded by Schick Road on the south, Gary Avenue/Cloverdale Road on the west, Lake Street on the north, and Bloomingdale Road on the east.

SECTION THREE:

Pick-up begins October 14, 2002

Two areas with the first bounded by Army Trail Road on the south, Glen Ellyn Road on the west, Lake Street on the north and Medinah Road/Walter Road on the east. The second area is bounded by Lake Street on the south, Rosedale Avenue on the west, Picton Road/Foster Avenue on the north, and Medinah Road on the east.

SECTION FOUR:

Pick-up begins October 21, 2002

Area bounded by Edgewater Drive on the south, Bloomingdale Road on the west, Lake Street on the north, and Glen Ellyn Road on the east.

SECTION FIVE:

Pick-up begins October 28, 2002

Area bounded by Army Trail Road on the south, Bloomingdale Road on the west, Edgewater Drive on the north, and Glen Ellyn Road on the east.

Clip this schedule for fall

Fall 2002 Branch Pickup Dates

Mosquitoes and the West Nile Virus: Here's What You Need to Know and What You Can Do

As has been publicized through all the media, West Nile Virus has been detected in DuPage County. Clarke Mosquito Control has been strongly suggesting the public take precautionary measures, such as those listed below, to minimize their exposure.


Depending on the weather, mosquitoes can keep on breeding through September. Floyd Sanford, Bloomingdale Township Supervisor, has assured the Village that they are doing all that is requested by Clarke in order to minimize the problem in this area. This includes extra mosquito abatement treatments, as recommended by Clarke.

Clarke Mosquito Control offers the following advice to residents to help protect themselves against infection and assist in the fight against West Nile Virus:

- Inspect all window and door screens to be sure they're "bug tight".
- Stay indoors at the times when mosquitoes are most prevalent: morning, dusk, and early evening. When you are outdoors, cover up with long pants and a long-sleeved shirt.
- Use insect repellents. Repellents deter mosquitoes from biting when applied properly to exposed skin and clothing. Apply mosquito repellent with DEET in accordance with label directions.
- For the latest information on West Nile Virus, consult the Illinois Department of Health website at www.idph.state.il.us. (Reprinted courtesy of Clarke Mosquito Control)

YARD & HOME MOSQUITO CHECKLIST

- Remove and properly dispose of old tires, tin cans, buckets, drums, bottles or any water-holding containers.
- Fill in or drain any low spots in your yard such as depressions or ruts, which create puddles.
- Keep yard drains, swales and culverts clear so water will drain away.
- Cover trash containers to keep out rain water.
- Repair leaky outside faucets.
- Empty plastic wading pools at least once a week and store indoors when not in use.
- Make sure your backyard pool is properly cared for while on vacation.
- Fill in tree rot holes and hollow stumps that hold water with sand or dirt.
- Change the water in bird baths and plant pots or drip trays once each week.
- Keep grass cut and shrubbery trimmed around the house.



Together we can minimize potential breeding grounds and increase our enjoyment of the great outdoors.

For more information, visit Clarke's website at www.clarkemosquito.com.

(Reprinted courtesy of Clarke Mosquito Control)

For a lighter look at the misguided menace called the mosquito, check out this website: <http://whyfiles.org/016skeeter/index.html>

Calls about WNV in humans can be referred to the DuPage County Health Department at 630-682-7979, or www.dupage-health.org, for more information. Although the County is no longer accepting dead crows/blue jays for testing, Street Maintenance employees will continue to pick up and dispose of dead crows and blue jays. Call 671-5800.

Fall Hydrant Flushing Begins October 1

The Village Services - Utilities Division will be performing the annual Hydrant Flushing Program beginning October 1, 2002 through October 24, 2002. The Program will be performed during the daytime hours of 9:00 am - 2:00 pm.

One question that is always asked is - "Why does the Village flush hydrants?" Hydrant flushing is routine maintenance for a water system. It accomplishes the following:

1. Improves water quality: Flushing removes minerals such as iron and magnesium that have collected in the water mains.
2. Improves water flow: By removing these minerals, the inside diameter of a water main is increased and therefore, allows a better flow of water.
3. Hydrant maintenance: A fire hydrant is a mechanical device. Operation of a hydrant lubricates internal mechanisms and gaskets.
4. Hydrant inspection: Any deficiencies are noted and repaired as necessary to insure that each hydrant will perform when needed for an emergency.

If there are questions, please contact Vern Fasse, Water Distribution Supervisor at 671-5830.

Hydrant Flushing Schedule

Tuesday, October 1

Westlake - Edgewater and Greenway, Lakeshore Townhomes

Wednesday, October 2

Fairfield, Springbrook Villas, Springbrook Shopping Center, North Bloomingdale Road, Bloomingdale Town Center, Fessler's Grove, Old Town, Bell Towers, North Maple, North Rosedale

Thursday, October 3

North and South Suncrest, Medinah Country Estates, Dinah Road off Broker Road, Circle Center, Medinah on the Lakes

Tuesday, October 8

Westlake Highlands, Sunnyside, Westwind, Deer Glen, Medinah Lakes, Medinah Meadows, Medinah Grove, Dartmoor Homes, Victoria Brooke Estates, Hamilton Lakes

Wednesday, October 9

Colony Green Westlake Townhomes, College Quad Fours, Harvard, Brookdale, Wilshire Towers, East Army Trail Road, South Glen Ellyn Road to Now Foods

Thursday, October 10

Founder's Pointe, Old Town Estates (East and West), Longridge (Levitt), West Pointe Estates, Lakewoods, The Crossings, South Bloomingdale Road to Edgewater Drive

Tuesday, October 15

Indian Lakes (East), Cardinal to Bloomingdale Road, Indian Lakes (West), Meadowlark to Skylark

Wednesday, October 16

Bloomfield Club, Stratford Place, Glengarry, Stratford Homes, Avalon at Stratford, Butterfield Road, Springfield Drive from Army Trail to Schick Road

Thursday, October 17

Country Club Estates, Chateau Lorraine, Bloomfield Hills, Heritage, On the Park, Indian Lakes Resort, One Bloomingdale Place, Los Lagos

Tuesday, October 22

Stratford Lakes, Camden Apts., Bayview Crossing Phases 1 & 2, Springfield Drive (Schick Rd. to Lake St.), Stratford Square, Knollwood Drive

Wednesday, October 23


West Schick Road, Covington, Old Gary, Stratford Plaza, Bloomingdale Business Center

Thursday, October 24

West Army Trail Road from Oriole to Old Gary, Bloomingdale Court, Fretter's Plaza, Schmale Rd. & Longview Drive

A word about washing clothes during hydrant flushing -- Don't!

Please **DO NOT WASH LAUNDRY** during the flushing hours, as rust staining of the clothing may result. Residents with water softeners are encouraged to check the cycle time of their softeners so that the unit does not regenerate during this period.




Neighborhood Watch: Keeping You and the Community Safe **Back to School Safety Tips for Parents, Kids and Motorists**


As the new school year begins, it is an excellent time to review school safety with your children. The youth of today need "common sense" rules that can help keep them safe at school and at play. Please remind your children of all ages of these few simple safety tips.

Walking to and from school:

- Choose a safe route for walking to and from school. Avoid walking by vacant lots, fields, or other areas where there aren't many people around.
- Use the buddy system. Walk to and from school with a friend, neighbor, sister or brother. It is safer to walk in a group than by yourself.
- If you bike or skate to school, wear a protective helmet on your head. Don't forget to lock up your bike or skates at school.
- Be careful when crossing the street. Cross the street at corners or crosswalks. Cars do not expect to see children crossing the street in the middle of the block. Do not cross the street between parked cars. A car could easily hit you if you dart into the street from behind a parked vehicle.
- Stop and look in all directions before crossing the street. Do not expect cars to stop for you. Wait until the street is clear before crossing. Use crossing guards if they are available.
- Use a sidewalk where one is available. If there is not a sidewalk and you must walk in the road, walk on the left side facing traffic.
- Never talk to strangers or accept gifts or rides from people you don't know. If a stranger approaches you, **RUN- YELL- TELL** an adult or call 9-1-1.
- Let your parents know if you need to stay late at school or if you plan to go to a friend's house instead of going straight home.



- If you see something that you think isn't right, tell a teacher or your parents right away.



On the bus:

- While waiting for a school bus, be sure that you are in a safe place away from the road. Be on time and only ride the bus you has been assigned to you.
- Once the bus arrives, enter in an orderly fashion. Be courteous to the driver and do what you are told at all times. Take your seat quickly and stay in your seat for the entire ride. Keep your arms and head inside the bus and never throw anything out of the windows. Help keep the bus clean by picking up trash and throwing it in a garbage can. Never write on or tear the bus seats.
- When you exit the bus, be very careful if you have to cross the street in traffic. Do not depend on traffic to stop because sometimes it doesn't pay attention as it should to the actions surrounding a school bus. Always cross the street in front of the bus, and look both ways for cars before you cross the street.

At School:

- Stay away from strangers who hang around the playgrounds or bus stops. A stranger is anyone that you do not know very well. Do not accept anything from a stranger and tell an adult immediately if a stranger is bothering you or other children.
- If you see something that makes you uneasy or you think isn't right—a stranger hanging around school, a bully bothering other youths, vandalism or graffiti—tell a teacher or your parents right away.
- Learn to settle arguments with words, not fists. Walk away from an argument instead of fighting. Never bring weapons of any kind to school and tell a teacher immediately if someone else has a weapon.

With schools back in session, we want to remind everyone to be careful when traveling through these areas during school hours. Kids are not only active before and after school, but also during recess and physical education classes. Students acting as crossing guards are responsible for the safety of others in school zones and residential areas. The school zone speed limit is twenty (20) miles per hour. Please keep this in mind when traveling near school and take extra precaution for the sake of the children.

Thank you and have a safe school year.

Refuse & Recycling Reminders

The Village of Bloomingdale is served by Browning-Ferris Industries (BFI) as its refuse and recycling hauler. BFI provides our single family home curbside collection. Following you will find important information regarding their services.

Collection days & prices

Depending on your location within the Village, garbage collection will be either on Thursday or Friday. Single Family households with curbside pickup are currently billed \$12.08 per month for refuse and recycling pickup. Senior Citizens 65+ are eligible for a 50% discounted rate. To be eligible for the Senior citizen discount, senior residents must provide BFI with a photo ID and proof of Bloomingdale residency. Rates are subject to change on December 1, 2002 by no more than the Chicagoland Area CPI.

Holiday Schedule:

Collection IS NOT provided on the following holidays:



New Year's Day
Memorial Day
Independence Day
Labor Day
Thanksgiving
Christmas



On Holiday weeks, collection will be provided one day late on that week only.

Refuse

Must be placed at the curb prior to 6:00 a.m. on the day of your pick up. However, garbage containers and refuse may not be set out earlier than 6 p.m. the night before collection. Unlimited amounts of household waste will be collected, in bags not exceeding 33 gallons in size or 50 pounds in weight.

Yard Waste

See page 10.

Toter Service

Toters are available in 60 or 90 gallon sizes. A 60 gallon toter holds about two bags or cans of waste. A 90 gallon toter holds about 3 bags or cans of waste. Either toter is available for an extra \$1.25 per month.

Other Information

Appliances will be picked up on your usual collection day at no additional cost. Call BFI at 847-429-7370 to arrange for service.

Free estimates are available for construction-type material. Call BFI at 847-429-7370 the day before your scheduled pickup to arrange an estimate.

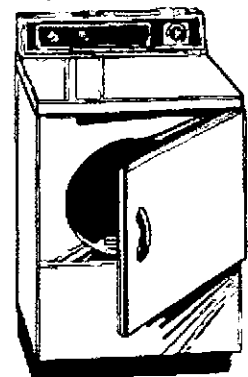
Recycling

Recyclable materials are picked up by a separate truck on the same day as your refuse pick up. Please make sure all items are free of food debris. See the next two pages for recyclable items. Pull out for handy reference.

See page 15 for upcoming Household Hazardous Waste Collection dates.



Have your refuse and
recyclables at the
curb by 6:00 am on
your pickup day



Village of Bloomingdale Recycling Collection Services

NEW RECYCLING TRUCKS IMPROVE RECYCLING SERVICE -
NO NEED TO SEPARATE PAPER FROM OTHER RECYCLABLES

BFI will use a new system for collecting recyclable material. The truck used will place all material in one compartment. The paper will be separated out at the recycling center for further processing. This allows residents to place larger cardboard pieces at the curb for recycling. It also reduces windblown litter as the trucks do not lift your recyclable material over the top to empty them into the truck.

PAPER ITEMS

Newspaper

- all paper inserts acceptable

Magazines & Catalogs

- glossy and non-glossy accepted

Telephone Directories

Kraft Brown Paper Bags


Corrugated Cardboard

Paperboard (Chipboard)

- cereal boxes
- pasta boxes
- clothing boxes
- tissue boxes

Wet Strength Carrier Stock

- frozen food packages
- carriers for beer and soda




All items
can now
be placed
in one
container

PLASTIC ITEMS

PET (#1) Plastic Bottles & Containers

- 2 liter soda bottles
- plastic beverage containers
- plastic plates & trays
- plastic flower pots
- other #1 non-bottle shaped containers



HDPE (#2) Plastic Bottles & Containers

- baby wipe containers
- margarine tubs
- plastic cups
- laundry detergent
- milk and water bottles
- other #2 non-bottle shaped containers
- shampoo and other personal care bottles

No motor oil, anti-freeze, pool chemical, or other hazardous waste containers

PVC (#3) Bottles

- health and beauty-aid bottles

- brochures
- flyers
- greeting cards
- stationery
- notebook paper
- post-it notes
- advertisements
- post cards
- window envelopes
- computer paper
- typing paper
- bond envelopes

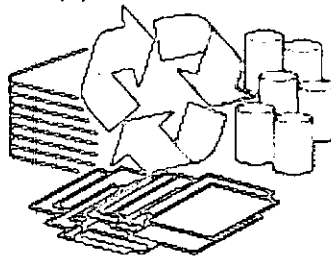
Beverage Cartons & Boxes

- gable top milk cartons
- juice cartons
- juice boxes

RECYCLING GUIDELINES

General Provisions

- There is no limit to the number of recycling containers you may set out for collection.
- Stickers are not required on recycling containers.
- Additional recycling containers may be obtained by calling BFI at (847) 429-7370.
- Please write your address on your recycling container(s) to help in recovery if lost or stolen.
- Recycling containers should be left for the new homeowner in the event you should move.



Preparation of Materials

- Do not place recyclable materials in plastic bags.
- All recyclable materials should be rinsed free of food with caps/lids removed.
- Flatten all corrugated cardboard boxes, paperboard, and wet strength carrier stock and remove any non-paper packing material.

LDPE (#4) Bottles & Containers

- ice cream tubs
- margarine tubs

PP (#5)

- cottage cheese tubs
- yogurt tubs
- sour cream tubs
- syrup bottles




Other (#6)

- plastic packaging
- No packing peanuts*

METAL ITEMS

- Aluminum cans
- Aluminum foil
- Steel or tin cans
- Aerosol cans
- Aluminum baking trays/pie plates
- Empty paint cans



GLASS ITEMS

- Bottles and jars only
- Brown, green and clear glass

No mirrors or window glass accepted



Leaf Collection: Leave Them at The Curb in Bags or Cans

The Village does not provide leaf pick-up services. Blowing or raking leaves into the street is a violation of the Comprehensive Code of Village of Bloomingdale – Chapter 9 Section 142.


Browning Ferris Industries (BFI) will pick up leaves and other yard waste on regular trash pick-up days from *April 1st through November 30th*. Leaves must be placed in biodegradable paper bags or cans (with handles), each affixed with a yard waste sticker (\$1.32 per sticker). Weight limit of each bag or can is 50 pounds.

Brush must be no longer that 4 feet in length; the largest branch must be no more than four inches in diameter. Brush must be bundled in bundles weighing no more than 50 lbs. and have a yard waste sticker attached to ensure pickup. For information on Fall Branch Pick-up, see pages 2-3.

Yard waste stickers are available at the Village Hall or at the following local businesses:

Dominick's on Gary Avenue
Jewel/Osco
Bloomingdale Pharmacy
Dominick's on Army Trail Road


Stickers can also be purchased directly from BFI by calling (847) 429-7370.



New Regulations Concerning Go-Peds, Mini Bikes, And Motorized Scooters

On June 24, 2002 the Village Board passed Ordinance 2002-24 concerning motorized vehicles, including scooters, go-peds, mini-bikes, motorized skateboards, go-carts, snow vehicles and any other similarly engine powered vehicles or devices. The ordinance includes prohibition of the following:

- *operation, use, control of such a vehicle or device upon any public or private street, highway, sidewalk, parking lot, school ground, bike path or any other public property within the Village;*
- *operation, use, control of any such vehicle or device in or upon any park, parkway, school grounds or other public area not designed or improved or intended to accommodate the regular travel of motor vehicles.*



The ordinance allows the operation of such a vehicle or device on private property provided the property owner has given permission. It does not prohibit the use of any vehicle or device moved exclusively by human power or motorized wheelchairs.


Parents or legal guardians of any person under the age of 16 years operating such a vehicle or device in violation of the ordinance are liable for any and all damages, resulting from operation of such a vehicle or device. Additionally, they are liable for any fines assessed (not to exceed \$1,000.00 for each offense) for violations (classified as petty offenses) of the ordinance.

Be a "Seasoned" Driver

Here are some basic defensive-driving tips for the fall season:

Children crossing

The beginning of the school year brings a new group of children who are unfamiliar with crossing streets. Sure, there are crossing guards in many areas and school-bus drivers do their best to monitor their riders as they get on and off the bus. But for children of all ages, having fun takes precedence over safety. Remember that:




Children often do not understand the real-life dangers of motor vehicles. They often see cartoon characters go unscathed after they are smashed, bashed and run over. Children don't comprehend the real consequences. Small children have a tendency to dart out in front of a moving vehicle without looking. Unless they look directly at you, assume they haven't seen you. Even then, be cautious because their judgment of speed and space is often not keen.

The darkest hours

Be prepared for the lessening daylight hours:

Keep your lights clean — all of them. Not only do you want to see, but you also want to be seen by others. Keep your windows and mirrors (inside, too) clean. Never wear sunglasses at night. While they may cut down the glare of oncoming traffic, they also hamper your overall vision.



Leaves are falling

Leaves add another hazard to driving during the fall season. Leaves contain plant oils and, as we all know, oil and water don't mix. Stopping on wet leaves can be like stopping on ice. Be aware of the road conditions and adjust your speed and following distance accordingly.



Over 60 families stopped by Toys R Us on August 3 to have their child safety seats inspected by the Bloomington Police Department. Free safety seat checks are available at the Police Department by appointment only. Contact Officer Jackie Slater at 529-9868.

Changing weather

Fall is also a time of changing weather. One day can be warm, while the next day may be cool. Some areas become foggy. Other areas develop icy conditions after dark.

Don't forget to put your headlights on when you use your windshield wipers -- it's the law.

Remember, when driving during the fall season, be extra cautious and be prepared for the changes in weather, light and driving conditions.

From the Bloomingdale Fire Protection District

How clean is your dryer's lint trap?


Do you clean your lint trap or filter after every load of laundry? Every manufacturer of clothes dryers recommends that the lint trap or filter be changed or cleaned with every load of laundry that is done. This is published in their instruction booklet or use and care guide that came along with the unit.

Did you know that a clogged or dirty trap or filter can cost you more money in electricity or gas because the dryer has to run longer to dry the clothes thoroughly? On the average 10 to 15 minutes longer. Besides the higher expense of running the appliance longer, there is a much more deadly reason to clean the trap or filter after each use — you can have a fire.

A clogged lint trap or filter can restrict the air flow through the dryer drum causing the clothes in the appliance to heat up to their ignition temperature. This can happen in a relatively short period of time, perhaps 20 – 30 minutes. So it only makes good sense to clean the trap or filter every time. A good airflow dries the clothes and maintains a selected range of temperatures that is designed by the manufacturer inside the drum.

But, besides the lint trap or filter, how many people actually think about cleaning the rest of the dryer? Some manufacturers recommend that you disconnect the discharge hose from the dryer and clean it periodically. But they do not say what "periodically" is. Only the user, YOU, can determine how often this needs to be done. If you do a lot of laundry, say everyday, then it should be done more often than someone that does one load a week.

Another area that needs to be cleaned is the inside of the dryer by the heating element and drive motor. Most dryers have a panel on the lower front which just unsnaps or unscrews and from there a vacuum cleaner nozzle can be used to reach inside and clean out the lint. Again this is dependent on the amount of clothes you dry. *(Special Note: Make sure the power is turned off and on a gas dryer the pilot light is not extinguished during cleaning, if so equipped.)*



Give the Gift of Life On October 21

The Bloomingdale Fire Department and the Bloomingdale Veterans of Foreign Wars will be hosting a blood drive on October 21 from 4-8 p.m. Call Asst. Fire Chief Wolff at 894-9080 for more information or an appointment.



If you are not comfortable or able to do this type of cleaning, call a reliable appliance contractor or chimney sweep to do the work for you. Every installation is different, due to location of the dryer, the length of the vent pipe, how many elbows are in the pipe, the environment where the dryer is located, and the volume of clothes you dry. Refer to your instruction manual for any additional information or customer service numbers to have any further questions answered.

**National Fire Prevention Week is
October 6-12. Be watching local
newspapers for open house information.**

Dumping in Stormwater Inlets Endangers Environment, Costs Your Tax Dollars for Clean Up

The Village currently maintains approximately 100 miles of underground storm sewers. As part of this system there are 900 manholes and 2800 inlets/basins, which allows access for maintenance and more importantly, stormwater run off.


The purpose of the Storm Water Collection System is to take stormwater runoff away from streets and structures. The water enters the system at curb or yard inlets and is then transported by gravity through the Storm Sewer Mains. The storm sewer mains deliver the water to retention or detention ponds, which in turn discharge into natural water ways.

The Storm Water Collection System is completely separate from the Sanitary Sewer Collection System. While they have similarities in the way they transport the flows received, the destination is different. The Sanitary Sewer Collection System discharges to the Water Reclamation Facility located at Glen Ellyn Road near Edgewater Drive where it receives treatment prior to discharge to the East Branch of the DuPage River. Whereas, stormwater receives no treatment prior to discharge to the receiving stream.

It is important to understand that **anything dumped into any of the stormwater inlets eventually is discharged into natural water ways and endangers the environment.** Village Ordinance 92-31 strictly prohibits the discharge of any flammable or toxic, in liquid, gas or solid forms into either sewer system. Examples would include motor oil, gasoline, paint, paint cleaners and cleaning solvents. Fines for violation of this ordinance can be levied from \$50.00 to \$500.00 per occurrence. In addition, violators can be responsible for clean up costs which normally run thousands of dollars.

This past summer on two separate occasions the Village Services Department – Utilities Division responded to calls for oil floating on lakes. The first instance occurred in June at the Fairfield Lake and the second instance in August at the Westlake Lake. The product removed from both lakes was tested and determined to be asphalt emulsion or common driveway sealer. Although the final cost of these clean ups is yet to be determined, it is estimated to exceed \$18,000.00.

The Village requests that all our residents help us combat this type of potential pollution. **If you see anyone dumping anything into the inlets near your house, please call the Bloomingdale Police Department at 529-9868, or the Village Services-Utilities Division at 671-5830.** If you would like more information, please contact the Village Services-Utilities Division.




Wanted: Volunteer Groups

The Village is planning a Storm Water inlet identification program, this coming fall. The program consists of marking inlets with a painted emblem. The emblem was designed by the Conservation Foundation of DuPage County and bears the message, "DUMP NO WASTE! - DRAINS TO RIVER," split by a silhouette of a small-mouth bass. The program's primary purpose is to prevent pollution by increasing awareness.

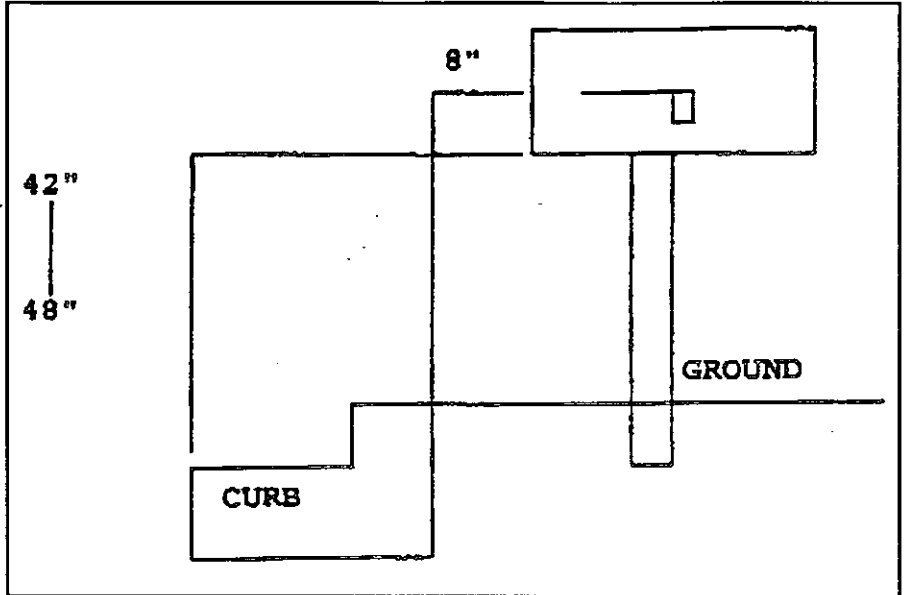
The Village will supply the emblems, paint, and a liaison from Village Services-Utilities Division, to assist volunteer groups willing to donate their time and efforts.

Volunteer groups seeking more information or wishing to participate in the program should contact Robert C. Maguire, Utilities Superintendent at 671-5830.



Timely Tips for Protecting Your Mailbox From Damage by Snowplows

The employees of Village Services, Public Works Street Maintenance Division and Utilities Division, take great pride in providing efficient, high quality snow and ice control procedures. Employees respond to snow and ice control demands as required day or night; their safety is of utmost concern. Further, maintaining the snow and ice control equipment in "ready" condition helps efficiency and quality of the service.

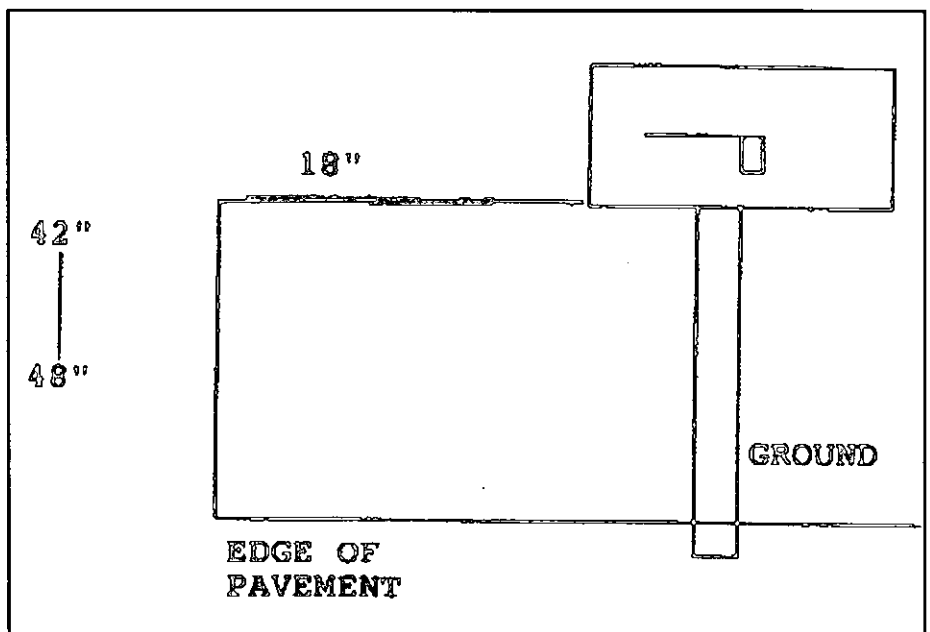


In order to provide for the safety of Village personnel, residents and motorists, to maintain high efficiency and quality, and to minimize equipment damage, all residents are asked to:

- Inspect mailboxes and posts to ensure sturdiness and compliance with the postal service installation requirements, and correct any problem identified.
- Relocate decorative stones, boulders or other possible obstructions to snow and ice control operations to a minimum of three feet from the street in areas without curbs.

Mailboxes should be repaired/reinstalled and stones/boulders should be relocated prior to October 30, 2002. Your voluntary cooperation in contributing to the safety of Village employees and equipment, and the efficiency of snow and ice control maintenance services, is greatly appreciated.

If you have any questions, please contact Ed Lewen, Street Maintenance Supervisor, or Dennis Szafran, Public Works Division Superintendent, at 671-5800.



Need to Dispose of Leftover Paint, Pesticides, or Other Household Hazardous Waste?

Three Household Hazardous Waste Collection events are slated for this fall season. Each is scheduled for 8 a.m. - 3 p.m.

Saturday, September 28, at Elmhurst Public Works, 985 S. Riverside Drive (east of Illinois Route 83 and south of North Avenue).



Saturday, October 5, at Ty Warner Park in Westmont (corner of Plaza Drive and Blackhawk Drive - access is easiest from Cass Avenue).

Saturday, October 26, Bartlett Public Works, 1150 Bittersweet Drive (south of Stearns Road between County Farm Road and Illinois Route 59).

HHW includes cleaning solvents, oil-based paint, car batteries, fluorescent light bulbs and ballasts, helium cylinders and more. Call the HHW hotline at (630) 510-2810 for more information and/or directions.



Asphalt emulsion (common driveway sealer) was found floating on Westlake Lake in August. Clean-up costs were approximately \$10,000. If you see anyone dumping anything into the inlets near your house, please call the police department at 529-9868 or Village Services - Utilities at 671-5830.



Brick pavers were recently placed in the medians along Army Trail Road. According to County engineers, this road construction project should be finished near the end of September.

Village of Bloomingdale
201 S. Bloomingdale Road
Bloomingdale, Illinois 60108

PRESORTED
STANDARD
U.S. POSTAGE
PAID
Bloomingdale, IL
60108
Permit No.# 16

**POSTAL PATRON LOCAL
BLOOMINGDALE, ILLINOIS 60108**



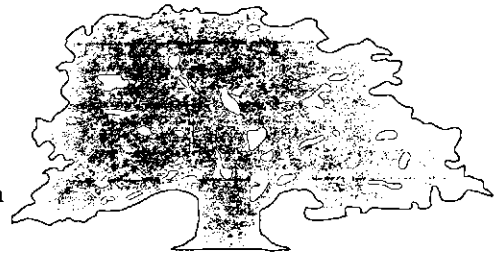
Trees, Mulch and More From the Forestry Division

PARKWAY TREE MAINTENANCE

For any and all work by a resident or resident's contractor on a parkway tree, a permit is required by Ordinance No. 95-61, An Ordinance regulating the Planting, Maintenance and Removal of Trees on Public Areas.

PLEASE NOTE -

Installing planter walls around parkway trees is work which requires a permit. The Village discourages the installation of planter walls around parkway trees because the parkway is Village property and the typical installation of a small diameter ring filled with soil is injurious to the tree. For those residents who have installed planter walls without permits, approval can be obtained by contacting Larry M. Slavicek, Village Forester, at 671-5803 or slavicekl@vil.bloomington.il.us. The Village will be notifying residents of a violation when unacceptable planters are encountered.



The Village has a comprehensive, systematic pruning schedule which ensures each tree is trimmed every five years. Contract tree pruning occurs during February through April. In-house trimming can occur any time during the year. If a resident believes a parkway tree requires pruning, please contact the Forestry Division at 671-5800.

TREE PLANTING

50/50 Tree Planting Program:

The 50/50 Tree Planting Program is a program for parkway and front yard trees which was started in 1982. Trees are provided to residents, including planting, in a 50/50 cost-sharing with the Village. The trees are planted in the spring and are limited to two trees per year on a lot. Watch for the October Almanac for information and applications for the Tree Planting Program.

Parkway Tree Planting:

Replacement parkway trees may also be requested from the Village. The size of this program is limited by the available funds in the Tree Budget and is maintained on a first-come, first-served basis. The tree planting usually occurs between one and two years from the time of the request.

The residents may plant parkway trees. In this case, a permit must be obtained and the tree species must be approved. The Village Forester can provide assistance in species selection.

MULCH

The Village has woodchip mulch available at Public Works, 305 Glen Ellyn Road, for those who wish to come and pick it up. Pick-up can be done from 7 a.m. to 4 p.m. - Monday through Friday.

Late summer/early fall is an advantageous time to mulch as the mulch will moderate the effects of winter on the soil and plant roots, and the decomposition of organic mulches during the winter will add nutrients for the spring growing season.

